



Full paper / Mémoire

Reactivity of *N*-methyl-*N*-(polyfluorobenzyl)acetamides and *N*-methyl-*N*-(polyfluorobenzyl)benzamides in Pd-catalyzed C–H bond arylation

Mohamed Elhadi Benhalouche^{a, b, c}, Hai-Yun Huang^a, Abdellah Miloudi^{b, c},
Henri Doucet^{a, *}, Jean-François Soulé^{a, *}

^a Université de Rennes, CNRS, ISCR UMR 6226, 35000, Rennes, France

^b Laboratoire de chimie fine, Département de chimie, Faculté des sciences exactes et appliquées, Université Oran-1, BP1524, El Mnaouer, 31100, Oran, Algeria

^c Département des classes préparatoires en sciences et technologies, École nationale polytechnique d'Oran – Maurice-Audin, BP1523, El Mnaouer, 31100, Oran, Algeria

ARTICLE INFO

Article history:

Received 21 August 2019

Accepted 2 October 2019

Available online 8 November 2019

Keywords:

Palladium

Fluorine

Biaryl

Amines

C–H bond functionalizations

A B S T R A C T

The influence of fluoro substituents on the aryl group of *N*-methyl-*N*-benzylacetamides and *N*-methyl-*N*-benzylbenzamides on the regioselectivity of palladium-catalyzed direct arylations was studied. With these (poly)fluoro-substituted tertiary benzamides, the arylations proceed very regioselectively at the C–H bond flanked by two fluoro substituents using 2.5 mol% of air-stable palladium catalysts and PivOK/*N,N*-dimethylacetamide (DMA) as the reaction conditions. For these reactions, a variety of substituents on the aryl bromide, such as ester, propionyl, acetyl, formyl, nitro, nitrile, methoxy, or methyl, was tolerated. Nitrogen-containing heteroaryl bromides were also successfully used. These results reveal that under our reaction conditions, fluoro substituents act as better directing groups than amides in palladium-catalyzed direct arylations.

© 2019 Académie des sciences. Published by Elsevier Masson SAS. This is an open access article under the CC BY-NC-ND license (<http://creativecommons.org/licenses/by-nc-nd/4.0/>).

1. Introduction

Polyfluorinated benzylamines are widely used as pharmaceuticals, agrochemicals, and imaging materials (Fig. 1).[1] As an example, Taradenacin, which is an anti-muscarinic agent, contains a 3,4,5-trifluorobenzylamine group. The difluorinated benzylamine larotrectinib is a drug for the treatment of cancer, and the baloxavir marboxil is an antiviral medication for treatment of influenza A and influenza B. Pexmetinib, which includes a 3-fluorobenzylamine group, is an anti-inflammatory drug, and trelagliptin is a drug used for the treatment of type 2

diabetes. Previous methods for the synthesis of fluorinated aromatics, e.g., Balz–Schiemann reaction, often required harsh reaction conditions,[2] which limit the scope of this transformation.[3] More recently, fluoroaromatics were prepared from aryl (pseudo)halides or aryl metallic derivatives via transition metal-catalyzed fluorinations.[4] However, this strategy required to use prefunctionalized starting materials. The C–H bond fluorination has also been reported but required the preinstallation of directing groups and/or the use of expensive fluorine sources.[5] The discovery of simple and efficient methods to access to fluorinated molecules with broad molecular diversity remains an important challenge for both academic research groups and chemical companies.

Recently, transition metal-catalyzed regioselective C–H bond functionalization has emerged as a suitable tool

* Corresponding authors.

E-mail addresses: henri.doucet@univ-rennes1.fr (H. Doucet), jean-francois.soule@univ-rennes1.fr (J.-F. Soulé).

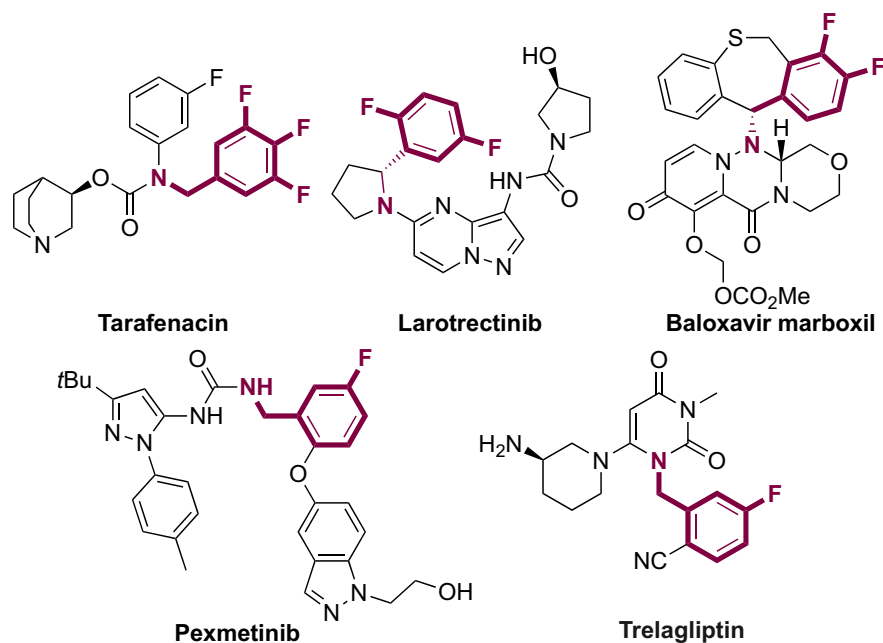


Fig. 1. Relevant pharmaceuticals containing a (poly)fluorinated benzylamine scaffold.

to access molecular diversity with a minimum number of manipulations.[6] In 2006, Fagnou et al.[7] reported the first example of palladium-catalyzed C–H bond arylation of (poly)fluorobenzene derivatives using aryl halides as coupling partners (Fig. 2a). The reaction generally took place at *ortho*-position of fluorine atoms allowing the preparation of fluorinated biphenyls in good yields from commercially available fluorinated raw materials. However, the regioselectivity can be affected by the presence of an additional substituent leading to mixtures of *para*- or *meta*-fluorobiphenyl derivatives.[8] We have shown that using Pd/KOPiv/DMA as a catalytic system, (poly)fluorobenzene bearing a benzoxazole,[9] a pyridine,[10] or an amide[11] group reacted preferentially at the C–H bond flanked by two fluorine atoms (Fig. 2b). To the best of our knowledge, no example of Pd-catalyzed C–H bond arylation of polyfluorinated benzylamines was reported so far. Such substrates are challenging because previous reports have shown that benzylamine derivatives such as sulfinyl isobutyramide,[12] picolinamide,[13] and pyrazine-2-carboxamide preferentially react at the *ortho*-position of the methylamine group (Fig. 2c).

Herein, starting from a set of *N*-methyl-*N*-(polyfluorobenzyl)acetamides and an *N*-methyl-*N*-(polyfluorobenzyl)benzamide as reactants, we report (i) on the reactivity and regioselectivity for the direct arylation of benzene units containing both fluoro and *N*-methyl tertiary amide substituents and (ii) on the access to a variety of *N*-protected-methylamine-substituted (poly)fluorobiphenyls using a variety of aryl bromides as coupling partners (Fig. 2d).

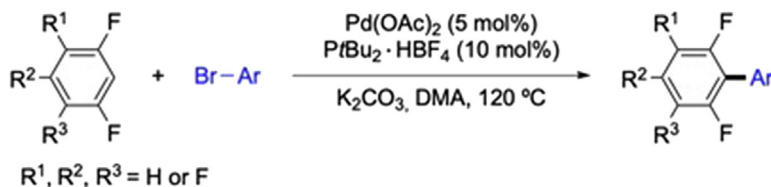
2. Result and discussion

We first investigated the reactivity of nonprotected (2,3,5,6-tetrafluorophenyl)methanamine (**a**) in Pd-

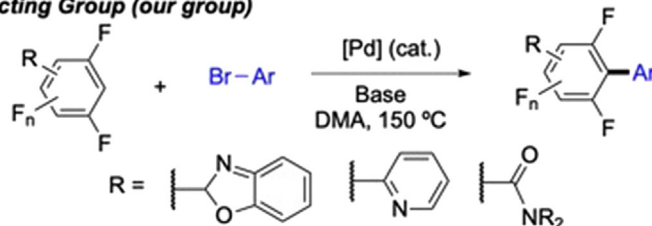
catalyzed C–H bond arylation with 4-bromobenzonitrile (Table 1, entry 1). Using our previous reaction conditions for C–H bond arylation of polyfluorobenzene derivatives [namely, 2.5 mol% of Pd(OAc)₂ associated with 2 equivalents of KOAc in DMA at 150 °C], the desired biphenyl product **1a** was not obtained. A similar reactivity trend was observed with *N*-(2,3,5,6-tetrafluorobenzyl)acetamide (**b**) (Table 1, entry 2). The lack of reactivity of these two substrates might be explained by the presence of NH function, which could inhibit the palladium activity. Therefore, we decided to investigate the reactivity of *N*-methyl-*N*-(2,3,5,6-tetrafluorobenzyl)acetamide (**c**). We were pleased to find that under the same reaction conditions, the desired biphenyl product **1c** was obtained in 45% yield (Table 1, entry 3). Then, we explored the effect of several reaction parameters (i.e., base, palladium sources and solvent). The use of K₂CO₃ as base inhibited the reaction, while the use of PivOK as base slightly improved the yield of **1c** to 58% (Table 1, entries 4 and 5). In both cases, we observed partial conversions of 4-bromobenzonitrile; therefore, other sources of palladium were tested. No improvement was observed using 2.5 mol% PdCl₂(CH₃CN)₂, whereas the use of a palladium diphosphine catalyst [PdCl(C₃H₅)(dppb)] gives **1c** in 89% yield with a full conversion of the aryl bromide (Table 1, entries 6 and 7). A partial conversion was obtained using only 1 mol% of this Pd catalyst (Table 1, entry 8). No improvement was observed by changing DMA to DMF or xylene (Table 1, entries 9 and 10).

Having determined the best conditions to arylate the C–H bond of *N*-methyl-*N*-(2,3,5,6-tetrafluorobenzyl)acetamide (**c**), we turned our attention to the scope of aryl bromides (Scheme 1). Other aryl bromides bearing an electron-withdrawing substituent at the *para*-positions – such as ethyl ester and formyl groups – well reacted to afford the biphenyl products **2** and **3** in 87% and 84% yield,

a. Pd-Catalyzed Direct Arylation of Fluorobenzene Derivatives (Fagnou)



b. Pd-Catalyzed C–H Bond Arylation of Fluorobenzene Derivatives Bearing *N*-Directing Group (our group)



c. Pd-Catalyzed *ortho*-Directed C–H Bond Arylation of *N*-Protected Benzylamine Derivatives



d. Pd-Catalyzed C–H Bond Arylation of *N*-Protected Fluorinated Benzylamine Derivatives (This work)



Fig. 2. Pd-catalyzed C–H bond arylation of polyfluorinated benzylamines.

respectively. The reaction was more sluggish when 4-bromoanisole was used, as the desired acetamide **4** was isolated in only 51% yield because of a partial conversion of this electron-rich aryl bromide. Similarly, the coupling between **c** and 3-bromotoluene led to the formation of **5** in 53% yield. The reaction was not very sensitive to steric factors as 2-bromobenzaldehyde and 2-bromobenzonitrile reacted well with **c** to give the biphenyl products **6** and **7** in 87% and 78% yield, respectively. The reaction also tolerated the use of nitrogen-containing heteroaryl bromides such as 3-bromoquinoline and 3-bromopyridine, as the products **8** and **9** were isolated in good to excellent yields.

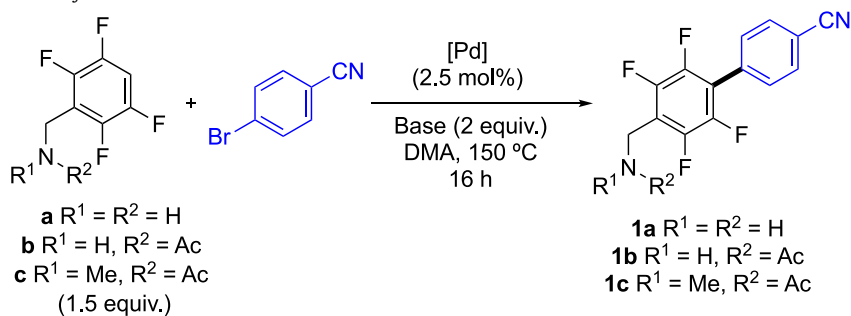
Then, we investigated the reactivity of *N*-methyl-*N*-(2,3,5-trifluorobenzyl)acetamide (**d**) in Pd-catalyzed C–H bond arylation with aryl bromides (Scheme 2). Although this substrate bears two C–H bonds, the reaction regioselectively occurred only at the C–H bond flanked by the two-fluorine atoms, affording the biphenyls **10** and **11** in

good yields from 4-bromobenzonitrile and ethyl 4-bromobenzoate, respectively. A similar regioselectivity has been previously observed with 6-substituted 1,2,4-trifluorobenzene derivatives.[7a, 10] This regioselectivity might be assigned to a lower Gibbs free energies of activation (ΔG^\ddagger) of the cleavage of C–H bond adjacent to two fluorine atoms in concerted metalation deprotonation (CMD) process.[14]

We also explored the reactivity of *N*-(3,5-difluorobenzyl)-*N*-methylbenzamide (**e**) in Pd-catalyzed C–H bond arylation with aryl bromides (Scheme 3). In line with the previous reports on arylation of 1,3-difluorobenzene derivatives,[7a, 9–10] reaction between the difluorinated benzyl-*N*-methylbenzamide **e** and 4-bromobenzonitrile led to the single regioisomer **12** in 67% yield. The arylation again took place at the C–H bond flanked by the two fluorine atoms. The coupling reactions with other aryl bromides *para*-substituted by an electron

Table 1

Reactivity of (2,3,5,6-tetrafluorophenyl)methanamine (**a**), *N*-(2,3,5,6-tetrafluorobenzyl)acetamide (**b**), and *N*-methyl-*N*-(2,3,5,6-tetrafluorobenzyl)acetamide (**c**) in Pd-Catalyzed C–H bond arylation with 4-bromobenzonitrile.

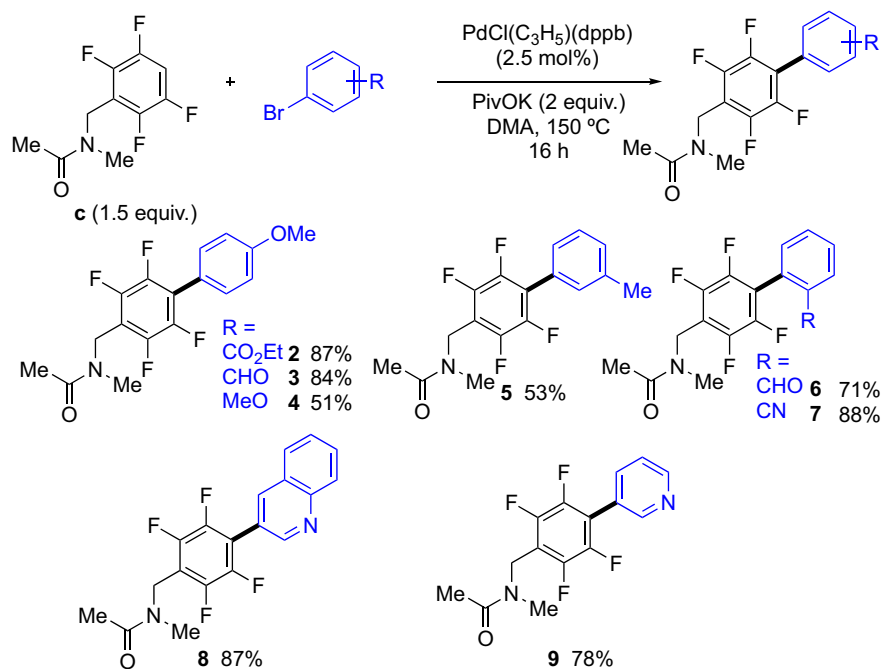


Entry	Reactant a , b , or c	[Pd] catalyst	Base	Yield (%)
1	a	Pd(OAc) ₂	KOAc	0
2	b	Pd(OAc) ₂	KOAc	0
3	c	Pd(OAc) ₂	KOAc	45
4	c	Pd(OAc) ₂	K ₂ CO ₃	0
5	c	Pd(OAc) ₂	PivOK	58
6	c	PdCl ₂ (CH ₃ CN) ₂	PivOK	41
7	c	PdCl(C ₃ H ₅)(dppb)	PivOK	89
8 ^a	c	PdCl(C ₃ H ₅)(dppb)	PivOK	76
9 ^b	c	PdCl(C ₃ H ₅)(dppb)	PivOK	21
10 ^c	c	PdCl(C ₃ H ₅)(dppb)	PivOK	0

^a Using 1 mol% of Pd catalyst.

^b In dimethylformamide (DMF).

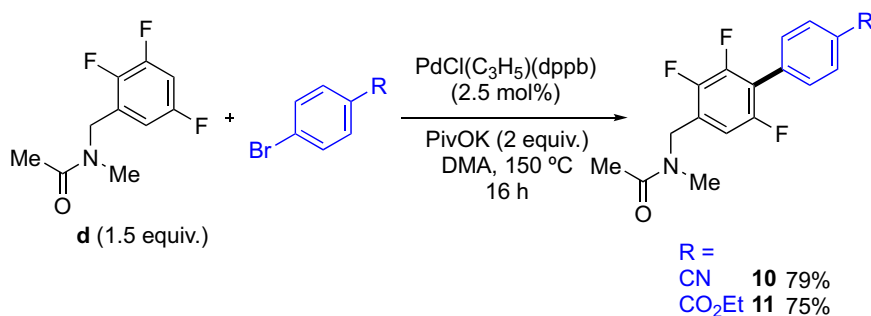
^c In xylene.



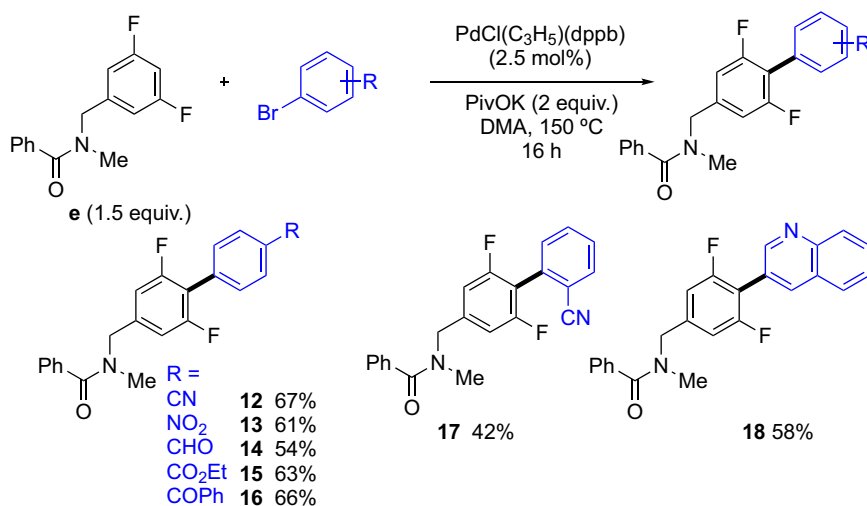
Scheme 1. Scope of (hetero)aryl bromides in Pd-catalyzed C–H bond arylation of *N*-methyl-*N*-(2,3,5,6-tetrafluorobenzyl)acetamide (**c**).

withdrawing group (e.g., nitro, formyl, ethyl ester or benzoyl) afforded the 2,6-difluoro-[1,1'-biphenyl] derivatives **13–16** in 54–66% yields. From *N*-(3,5-difluorobenzyl)-*N*-methylbenzamide (**e**) and 2-bromobenzonitrile, the desired

coupling product **17** was isolated in only 42% yield. Moreover, 3-bromoquinoline was successfully used as aryl source to provide an efficient access to the 2-(2,6-difluorophenyl)quinoline derivative **18** in 58% yield.



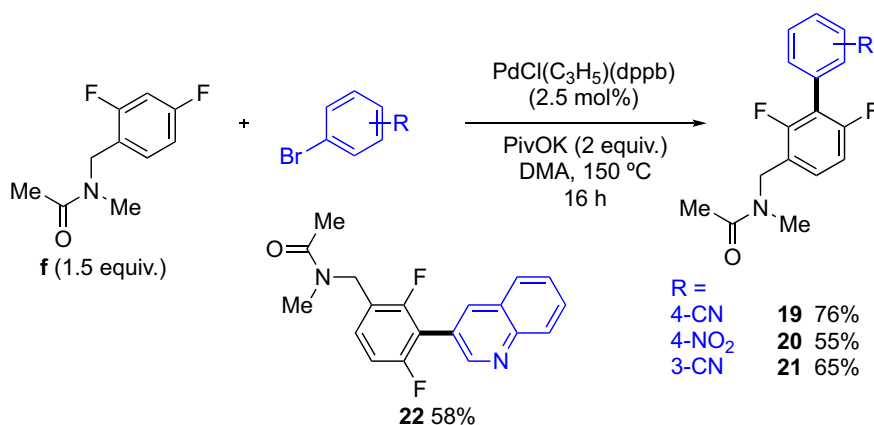
Scheme 2. Scope of aryl bromides in Pd-catalyzed C–H bond arylation of *N*-methyl-*N*-(2,3,5-trifluorobenzyl)acetamide (**d**).



Scheme 3. Scope of (hetero)aryl bromides in Pd-catalyzed C–H bond arylation of *N*-(3,5-difluorobenzyl)-*N*-methylbenzamide (**e**).

The reactivity and regioselectivity was not sensitive to the substitution pattern of the fluorine atoms, provided that the C–H bond remained flanked by two fluorine atoms (Scheme 4). As an example, *N*-(2,4-difluorobenzyl)-*N*-methylacetamide (**f**) underwent C–H bond arylation in the presence of 2.5 mol% of $\text{Pd}(\text{OAc})_2$ associated with 2

equivalents of KOAc in DMA at 150 °C. The biphenyl products **19**–**21** were regioselectively obtained in 55–76% yields from 4-bromobenzonitrile, 1-bromo-4-nitrobenzene, and 3-bromobenzonitrile. Again, 3-bromoquinoline displayed good reactivity, affording the 3-arylquinoline **22** in 58% yield.



Scheme 4. Scope of (hetero)aryl bromides in Pd-catalyzed C–H bond arylation of *N*-(2,4-difluorobenzyl)-*N*-methylacetamide (**f**).

3. Conclusion

In summary, we have demonstrated that Pd-catalyzed direct arylation of electron-deficient arenes such as 1,2,4,5-tetrafluorobenzyl, 1,2,4-trifluorobenzyl, or 1,3-difluorobenzyl, bearing *N*-methylacetamide or *N*-methylbenzamide groups, always reacted via the cleavage of the C–H bond flanked by two fluorine atoms, whereas the C–H bonds at *ortho*-position of *N*-methylacetamide or *N*-methylbenzamide remained untouched. These fluorine-directed C–H bond functionalizations proceed with an easy-to-handle diphosphine Pd catalyst and PivOK as base in DMA. This procedure tolerates a wide variety of substituents on the aryl bromides such as nitro, cyano, ester, ketone, formyl, and heteroaryl bromides with pyridinyl or quinolyl units. The reaction is not limited to activated aryl bromides, as electron-donating substituents such as methoxy and methyl are also tolerated. Owing to the importance of polyfluorinated benzylamines and polyfluorinated biphenyls in pharmaceutical and material sciences, this methodology could find applications in late-stage modifications via regioselective C–H bond arylation to discover new active fluorinated molecules.

4. Experimental section

4.1. General

All reactions were carried out under argon atmosphere with standard Schlenk-tube techniques. High-performance liquid chromatography (HPLC)-grade DMA was stored under argon and used without further purification. ^1H and ^{13}C nuclear magnetic resonance (NMR) spectra were recorded on a Bruker AV III 400 MHz NMR spectrometer equipped with BBFO probe head. Chemical shifts (δ) were reported in parts per million relative to residual chloroform (7.26 ppm for ^1H ; 77.0 ppm for ^{13}C), and constants were reported in Hertz. ^1H NMR assignment abbreviations were the following: singlet (s), doublet (d), triplet (t), quartet (q), doublet of doublets (dd), doublet of triplets (dt), and multiplet (m). All reagents were weighed and handled in air.

4.2. Preparation of the $\text{PdCl}(\text{C}_3\text{H}_5)(\text{dppb})$ catalyst

An oven-dried 40-mL Schlenk tube equipped with a magnetic stirring bar under argon atmosphere was charged with $[\text{Pd}(\text{C}_3\text{H}_5)\text{Cl}]_2$ (182 mg, 0.5 mmol) and dppb (426 mg, 1 mmol). Ten milliliters of anhydrous dichloromethane were added; then, the solution was stirred at room temperature for 20 minutes. The solvent was removed in vacuum. The powder was used without purification. (^{31}P NMR 381 MHz, CDCl_3) $\delta = 19.3$ (s).^[15]

4.3. General procedure A for synthesis of *N*-methyl-*N*-(polyfluorobenzyl)acetamides (*c*-*d* and *f*) and *N*-(3,5-difluorobenzyl)-*N*-methylbenzamide (*e*)

To a DMF (10 mL) solution of sodium hydride (60% dispersion in mineral oil) (0.719 g, 0.431 g corrected for mineral oil, 18 mmol, 1.2 equiv) a solution of *N*-

methylacetamide (1.22 g, 16.8 mmol, 1.12 equiv) or *N*-methylbenzamide (2.27 g, 16.8 mmol, 1.12 equiv) in DMF (8 mL) was slowly added. After 30 min at room temperature, polyfluorobenzylbromide (15 mmol, 1 equiv) was added concurrently over 1 h. A water bath was used to maintain the temperature below 40 °C. The resulting mixture was stirred overnight at room temperature and then poured into a mixture of 20% NH_4Cl (50 mL) and Et_2O (50 mL). The layers were separated, and the aqueous layer was extracted with Et_2O (2 x 50 mL). The organic layers were combined and washed with H_2O (3 x 50 mL) and then brine (50 mL). The organic layer was dried (Na_2SO_4), and the solvent was removed to afford a residue. The crude mixture was purified by silica column chromatography to afford the desired arylated product.

4.4. *N*-Methyl-*N*-(2,3,5,6-tetrafluorobenzyl)acetamide (*c*)

Following the general procedure **A** using 3-(bromo-methyl)-1,2,4,5-tetrafluorobenzene (3.64 g, 15 mmol), the residue was purified by flash chromatography on silica gel (heptane-EtOAc, 70-30) to afford the desired compound **c** (3.25 g, 92%) as a yellow solid (Mp = 85–97 °C): ^1H NMR (400 MHz, CDCl_3) δ (ppm) 7.08–6.86 (m, 1H), 4.80 & 3.55 (s, 2H), 2.91 & 2.73 (s, 3H), 2.15 & 1.98 (s, 3H). Observed complexity is due to the mixture of rotamers. ^{13}C NMR (100 MHz, CDCl_3) δ (ppm) 170.4 & 170.2, 145.7 (dm, $J = 250.4$ Hz), 145.1 & 145.7 (dm, $J = 250.4$ Hz), 116.5 & 115.6 (t, $J = 17.0$ Hz), 106.2 & 105.2 (t, $J = 22.7$ Hz), 42.3 & 39.2, 35.8 & 32.0, 21.4 & 20.9. Observed complexity is due to the mixture of rotamers. Elemental analysis: calcd (%) for $\text{C}_{10}\text{H}_9\text{F}_4\text{NO}$ (235.18): C 51.07, H 3.86; found: C 51.21, H 4.03.

4.5. *N*-Methyl-*N*-(2,3,5-trifluorobenzyl)acetamide (*d*)

Following the general procedure **A** using 3-(bromo-methyl)-2,4,5-trifluorobenzene (3.38 g, 15 mmol), the residue was purified by flash chromatography on silica gel (heptane-EtOAc, 70-30) to afford the desired compound **d** (3.06 g, 94%) as a colorless oil: ^1H NMR (400 MHz, CDCl_3) δ (ppm) 6.88–6.56 (m, 2H), 4.55 & 4.52 (s, 2H), 2.95 & 2.87 (s, 3H), 2.08 & 2.07 (s, 3H). Observed complexity is due to the mixture of rotamers. ^{13}C NMR (100 MHz, CDCl_3) δ (ppm) 171.0 & 170.8, 157.8 (dm, $J = 250.1$ Hz), 150.1 (dm, $J = 250.1$ Hz), 145.5 (dm, $J = 245.8$ Hz), 127.8 (dd, $J = 8.6$, 13.8 Hz), 111.1 & 109.2 (td, $J = 3.2$, 24.1 Hz), 104.4 (dd, $J = 20.9$, 27.6 Hz), 48.0 & 44.0, 36.1 & 33.6, 21.6 & 21.1. Observed complexity is due to the mixture of rotamers. Elemental analysis: calcd (%) for $\text{C}_{10}\text{H}_9\text{F}_3\text{NO}$ (217.19): C 55.30, H 4.64; found: C 55.48, H 4.87.

4.6. *N*-(3,5-Difluorobenzyl)-*N*-methylbenzamide (*e*)

Following the general procedure **A** using 1-(bromo-methyl)-3,5-difluorobenzene (3.11 g, 15 mmol), the residue was purified by flash chromatography on silica gel (heptane-EtOAc, 70-30) to afford the desired compound **e** (3.60 g, 92%) as a colorless oil: ^1H NMR (400 MHz, CDCl_3) δ (ppm) 7.44–7.28 (m, 6H), 6.87–6.80 (m, 1H), 6.78–6.69 (m, 1H), 4.71 & 4.47 (s, 2H), 2.94 & 2.86 (s, 3H). Observed

complexity is due to the mixture of rotamers. ^{13}C NMR (100 MHz, CDCl_3) δ (ppm) 172.5 & 172.0, 163.5 (dm, $J = 249.1$ Hz), 141.2 (m), 135.8, 130.0, 128.7, 127.2, 110.7(m), 103.2 (m), 50.5, 37.4. Observed complexity is due to the mixture of rotamers. Elemental analysis: calcd (%) for $\text{C}_{15}\text{H}_{13}\text{F}_2\text{NO}$ (261.27): C 68.96, H 5.02; found: C 69.19, H 6.15.

4.7. *N*-(2,4-Difluorobenzyl)-*N*-methylacetamide (**f**)

Following the general procedure **A** using 1-(bromo-methyl)-2,4-difluorobenzene (3.11 g, 15 mmol), the residue was purified by flash chromatography on silica gel (heptane-EtOAc, 70–30) to afford the desired compound **f** (2.69 g, 90%) as a colorless oil: ^1H NMR (400 MHz, CDCl_3) δ (ppm) 7.31 & 7.11 (q, $J = 6.9, 7.6$ Hz, 1H), 6.92–6.72 (m, 2H), 4.57 & 4.51 (s, 2H), 2.96 & 2.90 (s, 3H), 2.15 & 2.11 9s, 3H). Observed complexity is due to the mixture of rotamers. ^{13}C NMR (100 MHz, CDCl_3) δ (ppm) 170.6 (2), 162.1 & 161.8 (dd, $J = 14.2, 248.1$ Hz), 160.6 & 161.0 (dd, $J = 11.8, 248.2$ Hz), 131.2 (m), 129.0 (dd, $J = 5.8, 9.7$ Hz), 128.0 & 126.6, 120.1 & 119.3 (d, $J = 3.7$ Hz), 111.2 & 111.1 (d, $J = 21.1$ Hz), 103.9 & 103.2 (t, $J = 25.7$ Hz), 47.5 & 43.3, 35.5 & 32.9, 21.3 & 20.8. Observed complexity is due to the mixture of rotamers. Elemental analysis: calcd (%) for $\text{C}_{10}\text{H}_{11}\text{F}_2\text{NO}$ (199.20): C 60.30, H 5.57; found: C 60.45, H 5.29.

4.8. General procedure B for synthesis of fluorinated biphenyls

To a 25 mL oven dried Schlenk tube, (polyfluorobenzyl)acetamide (0.75 mmol), (hetero)aryl bromide (0.5 mmol), PivOK (140 mg, 1 mmol), DMA (2 mL) and $\text{PdCl}(\text{C}_3\text{H}_5)(\text{dppb})$ (7.7 mg, 0.012 mmol) were successively added. The reaction mixture was evacuated by vacuum-argon cycles (5 times) and stirred at 150 °C (oil bath temperature) for 16 h (see tables and schemes). After cooling the reaction at room temperature and concentration, the crude mixture was purified by silica column chromatography to afford the desired arylated product.

4.9. *N*-((4'-Cyano-2,3,5,6-tetrafluoro-[1,1'-biphenyl]-4-yl)methyl)-*N*-methylacetamide (**1c**)

Following the general procedure **B** using *N*-methyl-*N*-(2,3,5,6-tetrafluorobenzyl)acetamide (**c**) (176 mg, 0.75 mmol) and 4-bromobenzonitrile (91 mg, 0.5 mmol), the residue was purified by flash chromatography on silica gel (heptane-EtOAc, 70–30) to afford the desired compound **1c** (150 mg, 89%) as a white solid (Mp = 130–132 °C): ^1H NMR (400 MHz, CDCl_3) δ (ppm) 7.81–7.74 (m, 2H), 7.61–7.54 (m, 2H), 4.79 & 4.69 (s, 2H), 3.01 & 2.90 (s, 3H), 2.29 & 2.11 (s, 3H). Observed complexity is due to the mixture of rotamers. ^{13}C NMR (100 MHz, CDCl_3) δ (ppm) 170.8 & 170.5, 147.7 (dm, $J = 252.2$ Hz), 143.5 (dm, $J = 246.2$ Hz), 132.5 & 132.4, 132.1 & 131.7 (brs), 131.0, 118.3, 118.2 & 118.0, 116.5 & 115.3 (t, $J = 17.2$ Hz), 113.5 & 113.2, 42.7 & 40.1, 36.6 & 32.6, 21.8 & 21.3. Observed complexity is due to the mixture of rotamers. Elemental analysis: calcd

(%) for $\text{C}_{17}\text{H}_{12}\text{F}_4\text{N}_2\text{O}$ (336.29): C 60.72, H 3.60; found: C 60.89, H 3.56.

4.10. Ethyl 2',3',5',6'-tetrafluoro-4'-((*N*-methylacetamido)methyl)-[1,1'-biphenyl]-4-carboxylate (**2**)

Following the general procedure **B** using *N*-methyl-*N*-(2,3,5,6-tetrafluorobenzyl)acetamide (**c**) (176 mg, 0.75 mmol) and ethyl 4-bromobenzoate (115 mg, 0.5 mmol), the residue was purified by flash chromatography on silica gel (heptane-EtOAc, 60–40) to afford the desired compound **2** (167 mg, 87%) as a yellow solid (Mp = 102–105 °C): ^1H NMR (400 MHz, CDCl_3) δ (ppm) 8.17–8.08 (m, 2H), 7.55–7.44 (m, 2H), 4.74 & 4.66 (s, 2H), 4.39 (q, $J = 7.1$ Hz, 2H), 3.05 & 2.99 (s, 3H), 2.11 & 2.06 (s, 3H), 1.38 (t, $J = 6.7$ Hz, 3H). Observed complexity is due to the mixture of rotamers. ^{13}C NMR (100 MHz, CDCl_3) δ (ppm) 170.7 & 170.5, 166.1 & 166.0, 145.8 (dm, $J = 252.2$ Hz), 143.7 (dm, $J = 247.8$ Hz), 131.8 & 131.4 (brs), 131.5 & 131.2, 130.2, 129.9, 129.8, 120.3 & 119.3 (t, $J = 16.4$ Hz), 115.6 & 114.6 (t, $J = 17.2$ Hz), 61.4 & 61.3, 42.6 & 39.8, 36.3 & 32.6, 21.8 & 21.3, 14.4. Observed complexity is due to the mixture of rotamers. Elemental analysis: calcd (%) for $\text{C}_{19}\text{H}_{17}\text{F}_4\text{NO}_3$ (383.35): C 59.53, H 4.47; found: C 59.62, H 4.71.

4.11. *N*-Methyl-*N*-((2,3,5,6-tetrafluoro-4'-formyl-[1,1'-biphenyl]-4-yl)methyl)acetamide (**3**)

Following the general procedure **B** using *N*-methyl-*N*-(2,3,5,6-tetrafluorobenzyl)acetamide (**c**) (176 mg, 0.75 mmol) and 4-bromobenzaldehyde (93 mg, 0.5 mmol), the residue was purified by flash chromatography on silica gel (heptane-EtOAc, 50–50) to afford the desired compound **3** (143 mg, 84%) as a yellow solid (Mp = 93–95 °C): ^1H NMR (400 MHz, CDCl_3) δ (ppm) 10.10 & 10.08 (s, 1H), 8.05–7.96 (m, 2H), 7.70–7.60 (m, 2H), 4.76 & 4.69 (s, 2H), 3.09 & 2.92 (s, 3H), 2.31 & 2.13 (s, 3H). Observed complexity is due to the mixture of rotamers. ^{13}C NMR (100 MHz, CDCl_3) δ (ppm) 191.7 & 191.6, 170.8 & 170.6, 145.8 (dm, $J = 252.2$ Hz), 143.9 (dm, $J = 249.1$ Hz), 136.8 & 136.6, 133.5 & 133.0, 131.0 (m), 129.9 & 129.9, 118.9 & 116.1 (t, $J = 16.3$ Hz), 42.7 & 40.0, 36.5 & 32.6, 21.8 & 21.3. Observed complexity is due to the mixture of rotamers. Elemental analysis: calcd (%) for $\text{C}_{17}\text{H}_{13}\text{F}_4\text{NO}_2$ (339.29): C 60.18, H 3.86; found: C 60.02, H 4.06.

4.12. *N*-Methyl-*N*-((2,3,5,6-tetrafluoro-4'-methoxy-[1,1'-biphenyl]-4-yl)methyl)acetamide (**4**)

Following the general procedure **B** using *N*-methyl-*N*-(2,3,5,6-tetrafluorobenzyl)acetamide (**c**) (176 mg, 0.75 mmol) and 4-bromoanisole (94 mg, 0.5 mmol), the residue was purified by flash chromatography on silica gel (heptane-EtOAc, 70–30) to afford the desired compound **4** (87 mg, 51%) as a white solid (Mp = 108–110 °C): ^1H NMR (400 MHz, CDCl_3) δ (ppm) 7.44–7.37 (m, 2H), 7.06–6.99 (m, 2H), 4.76 & 4.66 (s, 2H), 3.86 & 3.86 (s, 3H), 3.04 & 2.90 (s, 3H), 2.30 & 2.12 (s, 3H). Observed complexity is due to the mixture of rotamers. ^{13}C NMR (100 MHz, CDCl_3) δ (ppm) 170.6 & 170.5, 145.7 (dm, $J = 252.2$ Hz), 143.8 (dm, $J = 251.1$ Hz), 131.4 (m), 120.0 (t, $J = 16.5$ Hz), 119.4, 119.0, 114.2, 114.1, 114.0 & 113.8, 55.4 & 44.3, 42.5 & 39.3, 36.0 & 32.4,

21.8 & 21.2. Observed complexity is due to the mixture of rotamers. Elemental analysis: calcd (%) for $C_{17}H_{15}F_4NO_2$ (341.31): C 59.83, H 4.43; found: C 59.98, H 4.21.

4.13. *N*-Methyl-*N*-((2,3,5,6-tetrafluoro-3'-methyl-[1,1'-biphenyl]-4-yl)methyl)acetamide (**5**)

Following the general procedure **B** using *N*-methyl-*N*-(2,3,5,6-tetrafluorobenzyl)acetamide (**c**) (176 mg, 0.75 mmol) and 3-bromotoluene (85 mg, 0.5 mmol), the residue was purified by flash chromatography on silica gel (heptane-EtOAc, 60–40) to afford the desired compound **5** (86 mg, 53%) as a yellow solid (Mp = 48–50 °C): 1H NMR (400 MHz, $CDCl_3$) δ (ppm) 7.49–7.33 (m, 1H), 7.29–7.21 (m, 3H), 4.76 & 4.66 (s, 2H), 3.04 & 2.91 (s, 3H), 2.40 (s, 3H), 2.30 & 2.12 (s, 3H). Observed complexity is due to the mixture of rotamers. ^{13}C NMR (100 MHz, $CDCl_3$) δ (ppm) 170.6 & 170.4, 145.7 (dm, $J = 246.9$ Hz), 143.8 (dm, $J = 245.6$ Hz), 138.5 & 128.3, 130.6 (m), 130.2 (m), 128.7 & 128.6, 128.6 & 128.5, 127.2 & 126.8, 121.1 & 120.4 (t, $J = 16.9$ Hz), 114.5 & 113.5 (t, $J = 17.3$ Hz), 42.5 & 39.5, 36.0 & 32.4, 21.7 & 21.4, 21.6 & 21.2. Observed complexity is due to the mixture of rotamers. Elemental analysis: calcd (%) for $C_{17}H_{15}F_4NO$ (325.31): C 62.77, H 4.65; found: C 62.81, H 4.86.

4.14. *N*-Methyl-*N*-((2,3,5,6-tetrafluoro-2'-formyl-[1,1'-biphenyl]-4-yl)methyl)acetamide (**6**)

Following the general procedure **B** using *N*-methyl-*N*-(2,3,5,6-tetrafluorobenzyl)acetamide (**c**) (176 mg, 0.75 mmol) and 2-bromobenzaldehyde (93 mg, 0.5 mmol), the residue was purified by flash chromatography on silica gel (heptane-EtOAc, 40–60) to afford the desired compound **6** (120 mg, 71%) as a colorless oil: 1H NMR (400 MHz, $CDCl_3$) δ (ppm) 9.93 & 9.92 (s, 1H), 8.03 (d, $J = 7.6$ Hz, 1H), 7.78–7.59 (m, 2H), 7.44–7.35 (m, 1H), 4.78 & 4.70- (s, 2H), 3.08 & 2.93 (s, 3H), 2.30 & 2.13 (s, 3H). Observed complexity is due to the mixture of rotamers. ^{13}C NMR (100 MHz, $CDCl_3$) δ (ppm) 190.5, 170.8 & 170.6, 145.5 (dm, $J = 249.3$ Hz), 143.8 (dm, $J = 247.8$ Hz), 134.3, 134.1 (m), 132.1 & 131.8, 130.9, 130.4 & 130.2, 127.9 & 127.9 (t, $J = 2.9$ Hz), 118.7 & 117.2 (d, $J = 17.8$ Hz), 116.1 & 114.7 (d, $J = 18.3$ Hz), 42.7 & 39.8, 36.4 & 32.6, 21.8 & 21.1. Observed complexity is due to the mixture of rotamers. Elemental analysis: calcd (%) for $C_{17}H_{13}F_4NO_2$ (339.29): C 60.18, H 3.86; found: C 60.22, H 4.01.

4.15. *N*-((2'-Cyano-2,3,5,6-tetrafluoro-[1,1'-biphenyl]-4-yl)methyl)-*N*-methylacetamide (**7**)

Following the general procedure **B** using *N*-methyl-*N*-(2,3,5,6-tetrafluorobenzyl)acetamide (**c**) (176 mg, 0.75 mmol) and 2-bromobenzonitrile (91 mg, 0.5 mmol), the residue was purified by flash chromatography on silica gel (heptane-EtOAc, 70–30) to afford the desired compound **7** (148 mg, 88%) as a colorless oil: 1H NMR (400 MHz, $CDCl_3$) δ (ppm) 7.89–7.81 (m, 1H), 7.79–7.70 (m, 1H), 7.66–7.58 (m, 1H), 7.53–7.44 (m, 1H), 4.79 & 4.71 (s, 2H), 3.08 & 2.93 (s, 3H), 2.17 & 2.14 (s, 3H). Observed complexity is due to the mixture of rotamers. ^{13}C NMR (100 MHz, $CDCl_3$) δ (ppm) 170.8 & 170.6, 145.7 (dm, $J = 249.3$ Hz), 143.5 (dm, $J =$

247.8 Hz), 133.5 (m), 133.1 (m), 131.7 & 131.6, 131.2 (t, $J = 3.3$ Hz), 130.2, 130.0, 117.5, 117.0 (m), 114.0, 42.8 & 29.9, 36.5 & 32.7, 21.9 & 21.4. Observed complexity is due to the mixture of rotamers. Elemental analysis: calcd (%) for $C_{17}H_{12}F_4N_2O$ (336.29): C 60.72, H 3.60; found: C 60.91, H 3.82.

4.16. *N*-Methyl-*N*-(2,3,5,6-tetrafluoro-4-(quinolin-3-yl)benzyl)acetamide (**8**)

Following the general procedure **B** using *N*-methyl-*N*-(2,3,5,6-tetrafluorobenzyl)acetamide (**c**) (176 mg, 0.75 mmol) and 3-bromoquinoline (104 mg, 0.5 mmol), the residue was purified by flash chromatography on silica gel (heptane-EtOAc, 60–40) to afford the desired compound **8** (158 mg, 87%) as yellow solid (Mp = 104–106 °C): 1H NMR (400 MHz, $CDCl_3$) δ (ppm) 9.01–8.93 (m, 1H), 8.34–8.26 (m, 1H), 8.19–8.10 (m, 1H), 7.93–7.86 (m, 1H), 7.83–7.75 (m, 1H), 7.66–7.56 (m, 1H), 4.78 & 4.70 (s, 2H), 3.09 & 2.93 (s, 3H), 2.31 & 2.13 (s, 3H). Observed complexity is due to the mixture of rotamers. ^{13}C NMR (100 MHz, $CDCl_3$) δ (ppm) 170.7 & 170.4, 150.4 & 150.2 (t, $J = 2.7$ Hz), 147.9 & 147.8, 145.8 (dm, $J = 250.6$ Hz), 144.0 (dm, $J = 247.8$ Hz), 137.7 & 137.7, 130.9 & 130.7, 129.4 & 129.4, 128.2, 127.5, 127.4 (m), 120.9 & 120.5, 117.9 & 116.9 (t, $J = 16.6$ Hz), 116.0 & 114.8 (t, $J = 17.2$ Hz), 42.6 & 39.8, 36.3 & 32.5, 21.7 & 21.2. Observed complexity is due to the mixture of rotamers. Elemental analysis: calcd (%) for $C_{19}H_{14}F_4N_2O$ (362.33): C 62.98, H 3.89; found: C 63.12, H 4.09.

4.17. *N*-Methyl-*N*-(2,3,5,6-tetrafluoro-4-(pyridin-3-yl)benzyl)acetamide (**9**)

Following the general procedure **B** using *N*-methyl-*N*-(2,3,5,6-tetrafluorobenzyl)acetamide (**c**) (176 mg, 0.75 mmol) and 3-bromopyridine (79 mg, 0.5 mmol), the residue was purified by flash chromatography on silica gel (heptane-EtOAc, 70–30) to afford the desired compound **9** (122 mg, 78%) as a yellow solid (Mp = 84–86 °C): 1H NMR (400 MHz, $CDCl_3$) δ (ppm) 8.73–8.68 (m, 1H), 8.68–8.65 (m, 1H), 7.83–7.74 (m, 1H), 7.47–7.36 (m, 1H), 4.78 & 4.68 (s, 2H), 3.07 & 2.90 (s, 3H), 2.29 & 2.11 (s, 3H). Observed complexity is due to the mixture of rotamers. ^{13}C NMR (100 MHz, $CDCl_3$) δ (ppm) 170.8 & 170.5, 150.5 (m), 150.3, 145.8 (dm, $J = 250.6$ Hz), 143.8 (dm, $J = 247.8$ Hz), 137.5, 124.0, 123.7 & 123.6, 117.8 & 116.8 (t, $J = 16.6$ Hz), 116.1 & 114.9 (t, $J = 17.2$ Hz), 42.7 & 39.9, 26.4 & 32.6, 21.8 & 21.1. Observed complexity is due to the mixture of rotamers. Elemental analysis: calcd (%) for $C_{15}H_{12}F_4N_2O$ (312.27): C 57.70, H 3.87; found: C 57.89, H 3.62.

4.18. *N*-((4'-Cyano-2,3,6-trifluoro-[1,1'-biphenyl]-4-yl)methyl)-*N*-methylacetamide (**10**)

Following the general procedure **B** using *N*-methyl-*N*-(2,3,5-trifluorobenzyl)acetamide (**d**) (163 mg, 0.75 mmol) and 4-bromobenzonitrile (91 mg, 0.5 mmol), the residue was purified by flash chromatography on silica gel (heptane-EtOAc, 70–30) to afford the desired compound **10** (126 mg, 79%) as a yellow oil: 1H NMR (400 MHz, $CDCl_3$)

δ (ppm) 7.80–7.70 (m, 2H), 7.63–7.43 (m, 2H), 7.05–6.76 (m, 1H), 4.66 & 4.63 (s, 2H), 3.08 & 2.00 (s, 3H), 2.17 (s, 3H). Observed complexity is due to the mixture of rotamers. ^{13}C NMR (100 MHz, CDCl_3) δ (ppm) 171.3 & 171.1, 154.8 (dm, $J = 247.4$ Hz), 147.6 (ddd, $J = 7.1, 15.2, 252.2$ Hz), 146.0 (ddd, $J = 3.7, 13.9, 245.0$ Hz), 133.2 & 132.8, 132.3 & 132.2, 131.0 (m), 127.7 (dd, $J = 8.8, 14.2$ Hz), 118.5 & 118.4, 117.2 (dd, $J = 14.7, 20.2$ Hz), 112.9 & 112.6, 111.6 & 109.5 (td, $J = 3.4, 25.5$ Hz), 48.2 & 44.5, 36.6 & 34.0, 21.8 & 21.4. Observed complexity is due to the mixture of rotamers. Elemental analysis: calcd (%) for $\text{C}_{17}\text{H}_{13}\text{F}_3\text{N}_2\text{O}$ (318.29): C 64.15, H 4.12; found: C 64.21, H 4.01.

4.19. Ethyl 2',3',6'-trifluoro-4'-((N-methylacetamido)methyl)-[1,1'-biphenyl]-4-carboxylate (**11**)

Following the general procedure **B** using *N*-methyl-*N*-(2,3,5-trifluorobenzyl)acetamide (**d**) (163 mg, 0.75 mmol) and ethyl 4-bromobenzoate (115 mg, 0.5 mmol), the residue was purified by flash chromatography on silica gel (heptane-EtOAc, 70-30) to afford the desired compound **11** (135 mg, 75%) as a yellow oil: ^1H NMR (400 MHz, CDCl_3) δ (ppm) 8.16–8.07 (m, 2H), 7.57–7.46 (m, 2H), 6.94 & 6.78 (ddd, $J = 2.1, 5.4, 9.7$ Hz, 1H), 4.66 & 4.62 (s, 2H), 4.40 (q, $J = 5.8, 6.6$ Hz, 2H), 3.06 & 2.99 (s, 3H), 2.17 (s, 3H), 1.40 (t, $J = 7.1$ Hz, 3H). Observed complexity is due to the mixture of rotamers. ^{13}C NMR (100 MHz, CDCl_3) δ (ppm) 171.3 & 171.0, 166.2, & 166.1, 155.0 (dm, $J = 249.4$ Hz), 147.7 (ddd, $J = 7.5, 14.9, 251.4$ Hz), 146.0 (ddd, $J = 3.7, 13.9, 244.3$ Hz), 132.9 & 132.5, 130.9 & 130.7, 130.2 (m), 129.7 & 129.6, 126.8 & 126.2 (dd, $J = 8.8, 14.1$ Hz), 118.2 (dd, $J = 15.0, 20.5$ Hz), 111.4 & 109.4 (td, $J = 3.4, 25.6$ Hz), 61.3, 48.2 & 44.3, 36.5 & 34.0, 21.8 & 21.4, 14.3. Observed complexity is due to the mixture of rotamers. Elemental analysis: calcd (%) for $\text{C}_{19}\text{H}_{18}\text{F}_3\text{NO}_3$ (365.35): C 62.46, H 4.97; found: C 62.58, H 5.10.

4.20. *N*-((4'-Cyano-2,6-difluoro-[1,1'-biphenyl]-4-yl)methyl)-*N*-methylbenzamide (**12**)

Following the general procedure **B** using *N*-(3,5-difluorobenzyl)-*N*-methylbenzamide (**e**) (196 mg, 0.75 mmol) and 4-bromobenzonitrile (91 mg, 0.5 mmol), the residue was purified by flash chromatography on silica gel (heptane-EtOAc, 60-30) to afford the desired compound **12** (121 mg, 67%) as a white solid (Mp = 123–125 °C): ^1H NMR (400 MHz, CDCl_3) δ (ppm) 7.75 (d, $J = 8.5$ Hz, 2H), 7.59 (d, $J = 8.2$ Hz, 2H), 7.51–7.42 (m, 5H), 7.08–6.79 (m, 2H), 4.77 & 4.55 (s, 2H), 3.09 & 2.99 (s, 3H). Observed complexity is due to the mixture of rotamers. ^{13}C NMR (100 MHz, CDCl_3) δ (ppm) 171.7, 159.8 (d, $J = 253.4$ Hz), 140.9, 135.4, 131.9, 131.0, 129.9, 128.5, 127.0, 118.5, 111.9, 111.4, 50.3, 37.5. Elemental analysis: calcd (%) for $\text{C}_{22}\text{H}_{16}\text{F}_2\text{N}_2\text{O}$ (362.38): C 72.92, H 4.45; found: C 73.08, H 4.21.

4.21. *N*-((2,6-Difluoro-4'-nitro-[1,1'-biphenyl]-4-yl)methyl)-*N*-methylbenzamide (**13**)

Following the general procedure **B** using *N*-(3,5-difluorobenzyl)-*N*-methylbenzamide (**e**) (196 mg, 0.75 mmol) and 1-bromo-4-nitrobenzene (101 mg, 0.5 mmol), the residue was purified by flash

chromatography on silica gel (heptane-EtOAc, 60-40) to afford the desired compound **13** (117 mg, 61%) as yellow solid (Mp = 150–152 °C): ^1H NMR (400 MHz, CDCl_3) δ (ppm) 8.31 (d, $J = 8.8$ Hz, 2H), 7.66 (d, $J = 8.7$ Hz, 2H), 7.52–7.40 (m, 5H), 7.09–6.83 (m, 2H), 4.77 & 4.57 (brs, 2H), 3.08 & 3.00 (brs, 3H). Observed complexity is due to the mixture of rotamers. ^{13}C NMR (100 MHz, CDCl_3) δ (ppm) 172.0, 160.1 (d, $J = 249.2$ Hz), 147.7, 141.2, 135.6, 131.4, 130.2, 128.7, 127.2 (m), 124.1, 123.7, 123.6, 111.4 (m), 50.6, 37.3. Elemental analysis: calcd (%) for $\text{C}_{21}\text{H}_{16}\text{F}_2\text{N}_2\text{O}_3$ (362.38): C 65.97, H 4.22; found: C 66.12, H 4.45.

4.22. *N*-((2,6-Difluoro-4'-formyl-[1,1'-biphenyl]-4-yl)methyl)-*N*-methylbenzamide (**14**)

Following the general procedure **B** using *N*-(3,5-difluorobenzyl)-*N*-methylbenzamide (**e**) (196 mg, 0.75 mmol) and 4-bromobenzaldehyde (93 mg, 0.5 mmol), the residue was purified by flash chromatography on silica gel (heptane-EtOAc, 70-30) to afford the desired compound **14** (98 mg, 54%) as a yellow oil: ^1H NMR (400 MHz, CDCl_3) δ (ppm) 10.07 (s, 1H), 7.97 (d, $J = 8.3$ Hz, 2H), 7.65 (d, $J = 8.0$ Hz, 2H), 7.56–7.37 (m, 5H), 7.12–6.76 (m, 2H), 4.77 & 4.55 (s, 2H), 3.08 & 2.99 (s, 3H). Observed complexity is due to the mixture of rotamers. ^{13}C NMR (100 MHz, CDCl_3) δ (ppm) 191.9, 172.9, 160.2 (d, $J = 252.3$ Hz), 140.6, 138.3, 136.0, 135.8 (d, $J = 11.3$ Hz), 131.1, 130.2, 130.2 (d, $J = 7.9$ Hz), 129.7, 128.7, 127.1, 126.8, 111.4, 103.0, 52.9, 37.6. Elemental analysis: calcd (%) for $\text{C}_{22}\text{H}_{17}\text{F}_2\text{NO}_2$ (365.38): C 72.32, H 4.69; found: C 72.21, H 4.56.

4.23. Ethyl 2',6'-difluoro-4'-((N-methylbenzamido)methyl)-[1,1'-biphenyl]-4-carboxylate (**15**)

Following the general procedure **B** using *N*-(3,5-difluorobenzyl)-*N*-methylbenzamide (**e**) (196 mg, 0.75 mmol) and ethyl 4-bromobenzoate (115 mg, 0.5 mmol), the residue was purified by flash chromatography on silica gel (heptane-EtOAc, 60-40) to afford the desired compound **15** (129 mg, 63%) as a colorless oil: ^1H NMR (400 MHz, CDCl_3) δ (ppm) 8.13 (d, $J = 8.4$ Hz, 2H), 7.54 (d, $J = 8.2$ Hz, 2H), 7.48–7.41 (m, 5H), 7.06–6.81 (m, 2H), 4.76 & 4.60 (s, 2H), 4.41 (q, $J = 7.1$ Hz, 2H), 3.09 & 2.98 (s, 3H), 1.41 (t, $J = 7.1$ Hz, 3H). Observed complexity is due to the mixture of rotamers. ^{13}C NMR (100 MHz, CDCl_3) δ (ppm) 171.9, 166.4, 160.3 (d, $J = 251.8$ Hz), 140.2, 135.8, 133.6, 130.4, 130.1, 128.6, 128.7, 127.2 (brm), 111.2 (m), 61.2, 50.5, 37.6, 14.5. Elemental analysis: calcd (%) for $\text{C}_{24}\text{H}_{21}\text{F}_2\text{NO}_3$ (409.43): C 70.41, H 5.17; found: C 70.58, H 5.29.

4.24. *N*-((4'-Benzoyl-2,6-difluoro-[1,1'-biphenyl]-4-yl)methyl)-*N*-methylbenzamide (**16**)

Following the general procedure **B** using *N*-(3,5-difluorobenzyl)-*N*-methylbenzamide (**e**) (196 mg, 0.75 mmol) and 4-bromobenzophenone (131 mg, 0.5 mmol), the residue was purified by flash chromatography on silica gel (heptane-EtOAc, 60-40) to afford the desired compound **16** (145 mg, 66%) as a brown oil: ^1H NMR (400 MHz, CDCl_3) δ (ppm) 7.96–7.80 (m, 4H), 7.68–7.56 (m, 4H), 7.56–7.39 (m, 6H), 6.95 (d, $J = 6.4$ Hz,

2H), 4.78 & 4.68 (s, 2H), 3.09 & 2.99 (s, 3H). Observed complexity is due to the mixture of rotamers. ^{13}C NMR (100 MHz, CDCl_3) δ (ppm) 196.2, 171.9, 160.2 (d, $J = 250.2$ Hz), 140.3, 137.5, 137.3, 135.7, 135.5, 133.3, 132.6, 130.3, 130.1, 130.1, 130.0, 128.6, 128.4, 127.2, 111.2 (m), 54.7 & 50.5, 37.6 & 33.5. Observed complexity is due to the mixture of rotamers. Elemental analysis: calcd (%) for $\text{C}_{28}\text{H}_{21}\text{F}_2\text{N}_2\text{O}$ (441.48): C 76.18, H 4.79; found: C 75.98, H 4.51.

4.25. *N*-((2'-Cyano-2,6-difluoro-[1,1'-biphenyl]-4-yl)methyl)-*N*-methylbenzamide (**17**)

Following the general procedure **B** using *N*-(3,5-difluorobenzyl)-*N*-methylbenzamide (**e**) (196 mg, 0.75 mmol) and 2-bromobenzonitrile (91 mg, 0.5 mmol), the residue was purified by flash chromatography on silica gel (heptane-EtOAc, 60–40) to afford the desired compound **17** (76 mg, 42%) as a yellow oil: ^1H NMR (400 MHz, CDCl_3) δ (ppm) 7.80 (d, $J = 7.6$ Hz, 1H), 7.69 (td, $J = 1.3, 7.7$ Hz, 1H), 7.54 (dt, $J = 1.0, 7.6$ Hz, 1H), 7.49 (d, $J = 7.7$ Hz, 2H), 7.46–7.41 (m, 4H), 7.09–6.86 (m, 2H), 4.79 & 4.56 (s, 2H), 3.09 & 2.00 (s, 3H). Observed complexity is due to the mixture of rotamers. ^{13}C NMR (100 MHz, CDCl_3) δ (ppm) 172.5 & 172.1, 160.2 (d, $J = 254.7$ Hz), 141.7, 135.6, 133.2, 132.7, 131.8, 130.1, 129.1, 128.7, 127.2, 117.7, 114.1, 111.8 (m), 110.2 (m), 54.7 & 50.5, 37.7 & 31.1. Observed complexity is due to the mixture of rotamers. Elemental analysis: calcd (%) for $\text{C}_{22}\text{H}_{16}\text{F}_2\text{N}_2\text{O}$ (362.38): C 72.92, H 4.45; found: C 73.13, H 4.58.

4.26. *N*-(3,5-Difluoro-4-(quinolin-3-yl)benzyl)-*N*-methylbenzamide (**18**)

Following the general procedure **B** using *N*-(3,5-difluorobenzyl)-*N*-methylbenzamide (**e**) (196 mg, 0.75 mmol) and 3-bromoquinoline (104 mg, 0.5 mmol), the residue was purified by flash chromatography on silica gel (heptane-EtOAc, 60–40) to afford the desired compound **18** (113 mg, 58%) as a yellow solid (Mp = 154–156 °C): ^1H NMR (400 MHz, CDCl_3) δ (ppm) 9.00 (s, 1H), 8.30 (s, 1H), 8.16 (d, $J = 8.4$ Hz, 1H), 7.88 (d, $J = 7.9$ Hz, 1H), 7.81–7.73 (m, 1H), 7.64–7.57 (m, 1H), 7.54–7.39 (m, 5H), 7.11–6.84 (m, 2H), 4.80 & 4.58 (s, 2H), 3.11 & 3.01 (s, 3H). Observed complexity is due to the mixture of rotamers. ^{13}C NMR (100 MHz, CDCl_3) δ (ppm) 171.8 (brs), 160.4 (d, $J = 252.0$ Hz), 151.1, 147.5 & 147.4, 140.5 (brs), 137.4, 135.6 & 135.3, 130.1, 130.0, 129.3 & 129.2, 128.5, 128.1 & 127.9, 127.6, 127.3 & 127.0, 122.4, 114.1 (t, $J = 21.2$ Hz), 111.4 (d, $J = 24.7$ Hz), 110.3 (m), 54.4 & 50.4, 37.4 & 33.4. Observed complexity is due to the mixture of rotamers. Elemental analysis: calcd (%) for $\text{C}_{24}\text{H}_{18}\text{F}_2\text{N}_2\text{O}$ (388.42): C 74.21, H 4.67; found: C 74.28, H 4.51.

4.27. *N*-((4'-Cyano-2,6-difluoro-[1,1'-biphenyl]-3-yl)methyl)-*N*-methylacetamide (**19**)

Following the general procedure **B** using *N*-(2,4-difluorobenzyl)-*N*-methylacetamide (**f**) (149 mg, 0.75 mmol) and 4-bromobenzonitrile (91 mg, 0.5 mmol), the residue was purified by flash chromatography on silica gel (heptane-EtOAc, 50–50) to afford the desired compound

19 (114 mg, 76%) as a yellow oil: ^1H NMR (400 MHz, CDCl_3) δ (ppm) 7.80–7.70 (m, 2H), 7.64–7.54 (m, 2H), 7.37 & 7.17 (td, $J = 6.4, 8.4$ Hz, 1H), 7.05 & 6.98 (td, $J = 1.3, 9.0$ Hz, 1H), 4.62 & 4.57 (s, 2H), 3.05 & 2.95 (s, 3H), 2.17 & 2.14 (s, 3H). Observed complexity is due to the mixture of rotamers. ^{13}C NMR (100 MHz, CDCl_3) δ (ppm) 171.1 & 171.0, 158.9 (dd, $J = 6.4, 250.0$ Hz), 157.7 (dd, $J = 6.5, 249.6$ Hz), 134.2 & 133.7, 132.5–132.1 (m), 131.4–130.9 (m), 128.6 (dd, $J = 6.3, 10.1$ Hz), 121.1 & 120.4 (dd, $J = 3.8, 16.6$ Hz), 118.7 & 118.6, 116.5 (t, $J = 18.7$ Hz), 112.3 & 112.0 (d, $J = 3.9$ Hz), 112.2 (m), 48.4 & 44.5 (d, $J = 4.5$ Hz), 36.4 & 33.6 (d, $J = 1.3$ Hz), 21.9 & 21.4. Observed complexity is due to the mixture of rotamers. Elemental analysis: calcd (%) for $\text{C}_{17}\text{H}_{14}\text{F}_2\text{N}_2\text{O}$ (300.31): C 67.99, H 4.70; found: C 68.23, H 4.67.

4.28. *N*-((2,6-Difluoro-4'-nitro-[1,1'-biphenyl]-3-yl)methyl)-*N*-methylacetamide (**20**)

Following the general procedure **B** using *N*-(2,4-difluorobenzyl)-*N*-methylacetamide (**f**) (149 mg, 0.75 mmol) and 1-bromo-4-nitrobenzene (101 mg, 0.5 mmol), the residue was purified by flash chromatography on silica gel (heptane-EtOAc, 40–60) to afford the desired compound **20** (88 mg, 55%) as a brown solid (Mp = 90–93 °C): ^1H NMR (400 MHz, CDCl_3) δ (ppm) 8.34–8.28 (m, 2H), 7.64 (d, $J = 8.7$ Hz, 2H), 7.39 & 7.20 (td, $J = 6.4, 8.4$ Hz, 1H), 7.07 & 7.00 (t, $J = 8.8$ Hz, 1H), 4.63 & 4.59 (s, 2H), 3.04 & 2.96 (s, 3H), 2.17 & 2.15 (s, 3H). Observed complexity is due to the mixture of rotamers. ^{13}C NMR (100 MHz, CDCl_3) δ (ppm) 171.2, 159.0 (dm, $J = 250.4$ Hz), 157.8 (dm, $J = 251.6$ Hz), 147.8 & 147.7, 136.2 & 135.6, 131.5, 128.7 (m), 123.6 (m), 121.3 (d, $J = 16.7$ Hz), 116.1 (t, $J = 18.6$ Hz), 112.2 (m), 48.4 & 44.5, 36.5 & 33.7, 21.9 & 21.5. Observed complexity is due to the mixture of rotamers. Elemental analysis: calcd (%) for $\text{C}_{16}\text{H}_{14}\text{F}_2\text{N}_2\text{O}_3$ (320.30): C 60.00, H 4.41; found: C 60.29, H 4.42.

4.29. *N*-((3'-Cyano-2,6-difluoro-[1,1'-biphenyl]-3-yl)methyl)-*N*-methylacetamide (**21**)

Following the general procedure **B** using *N*-(2,4-difluorobenzyl)-*N*-methylacetamide (**f**) (149 mg, 0.75 mmol) and 3-bromobenzonitrile (91 mg, 0.5 mmol), the residue was purified by flash chromatography on silica gel (heptane-EtOAc, 50–50) to afford the desired compound **21** (98 mg, 65%) as a yellow oil: ^1H NMR (400 MHz, CDCl_3) δ (ppm) 7.76 (s, 1H), 7.74–7.65 (m, 2H), 7.63–7.52 (m, 1H), 7.38 & 7.17 (td, $J = 6.5, 8.4$ Hz, 1H), 7.05 & 6.99 (td, $J = 1.3, 9.0$ Hz, 1H), 4.63 & 4.58 (s, 2H), 3.03 & 2.96 (s, 3H), 2.17 & 2.15 (s, 3H). Observed complexity is due to the mixture of rotamers. ^{13}C NMR (100 MHz, CDCl_3) δ (ppm) 171.2 & 171.1, 159.0 (dd, $J = 6.4, 249.7$ Hz), 157.8 (dd, $J = 6.5, 249.4$ Hz), 134.9 & 134.8, 134.0 & 133.9, 132.1 & 131.9, 131.1 (dd, $J = 6.3, 10.1$ Hz), 133.7 & 130.3, 129.4 & 129.3, 128.4 (dd, $J = 6.3, 10.1$ Hz), 121.1 & 120.4 (dd, $J = 3.8, 16.6$ Hz), 118.6 & 118.4, 116.1 (t, $J = 18.8$ Hz), 113.0 & 112.8, 112.3 & 112.1 (d, $J = 3.9$ Hz), 112.2 & 112.0 (d, $J = 3.9$ Hz), 48.4 & 44.5 (d, $J = 4.5$ Hz), 36.4 & 33.7 (d, $J = 1.4$ Hz), 21.9 & 21.4. Observed complexity is due to the mixture of rotamers. Elemental analysis: calcd (%) for $\text{C}_{17}\text{H}_{14}\text{F}_2\text{N}_2\text{O}$ (300.31): C 67.99, H 4.70; found: C 67.91, H 4.65.

4.30. *N*-(2,4-Difluoro-3-(quinolin-3-yl)benzyl)-*N*-methylacetamide (**22**)

Following the general procedure **B** using *N*-(2,4-difluorobenzyl)-*N*-methylacetamide (**f**) (149 mg, 0.75 mmol) and 3-bromoquinoline (104 mg, 0.5 mmol), the residue was purified by flash chromatography on silica gel (heptane-EtOAc, 50-50) to afford the desired compound **22** (95 mg, 58%) as a yellow oil: ^1H NMR (400 MHz, CDCl_3) δ (ppm) 9.30 (d, $J = 2.3$ Hz, 1H), 8.47 (d, $J = 2.1$ Hz, 1H), 8.19 (d, $J = 8.5$ Hz, 1H), 7.95 (d, $J = 8.0$ Hz, 1H), 7.78 (ddd, $J = 1.4$, 6.9, 8.4 Hz, 1H), 7.71–7.58 (m, 1H), 7.39–7.28 & 7.18–7.08 (m, 1H), 6.95–6.73 (m, 1H), 4.58 & 4.51 (s, 2H), 2.97 & 2.91 (s, 3H), 2.16 & 2.13 (s, 3H). Observed complexity is due to the mixture of rotamers. ^{13}C NMR (100 MHz, CDCl_3) δ (ppm) 171.0, 162.4 (dd, $J = 11.8$, 248.5 Hz), 161.2 (dd, $J = 11.9$, 248.3 Hz), 149.7 & 147.8, 134.0, 131.8 (dd, $J = 5.9$, 9.6 Hz), 130.9, 130.1, 129.5, 129.1 (dd, $J = 5.8$, 9.7 Hz), 128.2, 128.0, 127.6, 120.4 (d, $J = 11.5$ Hz), 111.8 & 111.7 (dd, $J = 3.8$, 21.1 Hz), 104.5 & 103.5 (t, $J = 25.4$ Hz), 48.1 & 43.9 (d, $J = 3.8$ Hz), 36.1 & 22.6, 21.9 & 21.4. Observed complexity is due to the mixture of rotamers. Elemental analysis: calcd (%) for $\text{C}_{19}\text{H}_{16}\text{F}_2\text{N}_2\text{O}$ (326.35): C 69.93, H 4.94; found: C 70.22, H 5.28.

Acknowledgements

The authors thank the Algerian “Ministry of Higher Education and Scientific Research” for a fellowship to M.E.B. and the CNRS and Université Rennes-1 for financial support. H.-Y. H. thanks the China Scholarship Council for fellowships.

Appendix A. Supplementary data

Supplementary data to this article can be found online at <https://doi.org/10.1016/j.crci.2019.10.001>.

References

- [1] a) S. Purser, P.R. Moore, S. Swallow, V. Gouverneur, *Chem. Soc. Rev.* 37 (2008) 320–330; b) X.-J. Zhang, T.-B. Lai, R.Y.-C. Kong, in: I.T. Horváth (Ed.), *Fluorous Chemistry*, Springer Berlin Heidelberg, Berlin, Heidelberg, 2012, pp. 365–404.
- [2] G. Balz, G. Schiemann, *Chem. Ber.* 60 (1927) 1186–1190.
- [3] K.M. Dawood, *Tetrahedron* 60 (2004) 1435–1451.
- [4] a) G. Landelle, A. Panossian, S. Pazenok, J.-P. Vors, F.R. Leroux, *Beilstein J. Org. Chem.* 9 (2013) 2476–2536; b) T. Furuya, C.A. Kuttruff, T. Ritter, *Curr. Opin. Drug Discov. Dev* 11 (2008) 803–819.
- [5] V. Gouverneur, R. Szpera, D.F.J. Moseley, L.B. Smith, A.J. Sterling, *Angew. Chem. Int. Ed.* (2019), <https://doi.org/10.1002/anie.201814457>.
- [6] a) F. Kakiuchi, T. Kochi, *Synthesis* (2008) 3013–3039; b) T. Satoh, M. Miura, *Synthesis* (2010) 3395–3409; c) C.-L. Sun, B.-J. Li, Z.-J. Shi, *Chem. Commun.* 46 (2010) 677–685; d) S.H. Cho, J.Y. Kim, J. Kwak, S. Chang, *Chem. Soc. Rev.* 40 (2011) 5068–5083; e) N. Kuhl, M.N. Hopkinson, J. Wencel-Delord, F. Glorius, *Angew. Chem. Int. Ed.* 51 (2012) 10236–10254; f) B.-J. Li, Z.-J. Shi, *Chem. Soc. Rev.* 41 (2012) 5588–5598; g) J. Wencel-Delord, F. Glorius, *Nat. Chem.* 5 (2013) 369; h) R. Rossi, F. Bellina, M. Lessi, C. Manzini, *Adv. Synth. Catal.* 356 (2014) 17–117; i) M. Zhang, Y. Zhang, X. Jie, H. Zhao, G. Li, W. Su, *Org. Chem. Front.* 1 (2014) 843–895; j) M.R. Yadav, R.K. Rit, M. Shankar, A.K. Sahoo, *Asian J. Org. Chem.* 4 (2015) 846–864; k) K. Hirano, M. Miura, *Chem. Lett.* 44 (2015), 878–873; l) C.B. Bheeter, L. Chen, J.-F. Soulé, H. Doucet, *Catal. Sci. Technol.* 6 (2016) 2005–2049; m) T. Cernak, K.D. Dykstra, S. Tyagarajan, P. Vachal, S.W. Krska, *Chem. Soc. Rev.* 45 (2016) 546–576; n) S. Sengupta, G. Mehta, *Tetrahedron Lett.* 58 (2017) 1357–1372; o) X. Lu, S.-J. He, W.-M. Cheng, J. Shi, *Chin. Chem. Lett.* 29 (2018) 1001–1008; p) P. Gandeepan, T. Müller, D. Zell, G. Cera, S. Warratz, L. Ackermann, *Chem. Rev.* 119 (2019) 2192–2452; q) S. Mao, H. Li, X. Shi, J.-F. Soulé, H. Doucet, *ChemCatChem* 11 (2019) 269–286.
- [7] a) M. Lafrance, C.N. Rowley, T.K. Woo, K. Fagnou, *J. Am. Chem. Soc.* 128 (2006) 8754–8756; b) M. Lafrance, D. Shore, K. Fagnou, *Org. Lett.* 8 (2006) 5097–5100; c) O. René, K. Fagnou, *Org. Lett.* 12 (2010) 2116–2119.
- [8] a) A. Yokota, Y. Aihara, N. Chatani, *J. Org. Chem.* 79 (2014) 11922–11932; b) L.C. MisalCastro, N. Chatani, *Chem. Eur J.* 20 (2014) 4548–4553; c) Y. Wang, K. Zhou, Q. Lan, X.-S. Wang, *Org. Biomol. Chem.* 13 (2015) 353–356; d) M. Font, A.R.A. Spencer, I. Larrosa, *Chem. Sci.* 9 (2018) 7133–7137; e) R. Long, X. Yan, Z. Wu, Z. Li, H. Xiang, X. Zhou, *Org. Biomol. Chem.* 13 (2015) 3571–3574; f) J.J. Gair, Y. Qiu, N.H. Chan, A.S. Filatov, J.C. Lewis, *Organometallics* 36 (2017) 4699–4706; g) K. Gao, P.-S. Lee, C. Long, N. Yoshikai, *Org. Lett.* 14 (2012) 4234–4237.
- [9] F. Abdellaoui, H.B. Ammar, J.-F. Soulé, H. Doucet, *Catal. Commun.* 71 (2015) 13–16.
- [10] R. Boyaala, R. Touzani, T. Roisnel, V. Dorcet, E. Caytan, D. Jacquemin, J. Boixel, V. Guerschais, H. Doucet, J.-F. Soulé, *ACS Catal.* 9 (2019) 1320–1328.
- [11] N. Laidouli, M. He, D. El Abed, J.-F. Soulé, H. Doucet, *RSC Adv.* 6 (2016) 62866–62875.
- [12] R. Wang, Y. Ding, G. Li, *Org. Biomol. Chem.* 15 (2017) 4966–4970.
- [13] a) R. Pearson, S. Zhang, G. He, N. Edwards, G. Chen, *Beilstein J. Org. Chem.* 9 (2013) 891–899; b) U. Karmakar, R. Samanta, *J. Org. Chem.* 84 (2019) 2850–2861.
- [14] S.I. Gorelsky, *Coord. Chem. Rev.* 257 (2013) 153–164.
- [15] T. Cantat, E. Génin, C. Giroud, G. Meyer, A. Jutand, *J. Organomet. Chem.* 687 (2003) 365–376.